




G-Series Spares & Accessories Catalogue

G50i



Domino. Do more.

Contents

Introduction	2
Consumables.....	3
Consumables.....	3
Main Kit Variants.....	4
Printer Kits.....	5
G50i Accessories.....	8
Print Head Anti-Shock Kit.....	9
Encoder Kit.....	10
Photocell Kit.....	11
Alarm Beacon Kit.....	12
Encoder & Photocell Kit.....	13
Encoder, Sensor & Alarm Beacon Kit.....	14
G50i Spares	15
Notes	16

Introduction



This document provides useful information about the current G50i spares and accessories including photography, part numbers and descriptions.

For all Pin outs & wiring diagrams, please refer to the Product Manual on MyDomino.

Note: This is a working document and will be continuously updated; the newest version of this document will always be available from MyDomino.

Consumables

Consumables

Image	Description	Quantity per kit
	<p>EPT039697 Thermal Print Head Cleaning Wipes (Box of 50)</p> <p>Note: Used for cleaning electrical contacts only, solvent wipes can damage ink nozzles.</p>	<p>1</p>
	<p>49875 Wipes 4" x 4" Nonwoven Cellulose/Polyester (Bag of 300)</p> <p>Note: Used for cleaning nozzle plate.</p>	<p>1</p>

Main Kit Variants

- Printer Kits..... 5**
 - G50i EXT Printer Kit (Including Mains Cable) - UK - EPT082521 Euro - EPT082522
 - Aus/NZ - EPT082525 China - EPT082526 US - EPT0825275
 - G50i EXT Printer Kit, No Mains Cable - EPT0825286
 - G50i EXT Printer Kit, No Mains Cable & PSU - EPT0825297

Product	Kit Components
<p>G50i EXT Printer Kit, No Mains Cable - EPT082528</p> <p>Description:</p>	<p>1 x G50i EXT Printer Kit, No Mains Cable</p>

Image/ Diagram



Product	Kit Components
<p>G50i EXT Printer Kit, No Mains Cable & PSU - EPT082529</p> <p>Description:</p>	<p>1 x G50i EXT Printer Kit, No Mains Cable & PSU</p>
Image/ Diagram	
	

G50i Accessories

- Print Head & Anti-Shock Kit..... 9**
 - G50i Print Head Anti-Shock Kit - EPT078582 9

- Encoder Kit 10**
 - G50i Encoder Kit - EPT078583 10

- Photocell Kit 11**
 - G50i Photocell Kit - EPT078584 11

- Alarm Beacon Kit..... 12**
 - G50i Alarm Beacon Kit - EPT078585..... 12

- Encoder & Photocell Kit 13**
 - G50i Encoder & Photocell Kit - EPT078586..... 13

- Encoder, Sensor & Alarm Beacon Kit..... 14**
 - G50i Encoder, Sensor & Alarm Beacon Kit - EPT078587 14

Print Head Anti-Shock Kit

Product	Technical Data
<p>G50i Print Head Anti-Shock Kit - EPT078582</p> <p>Description: Extra bracket to be fixed additionally to the print head that provides adjustment of the force required to move the print head backwards. It can be used on both GP and EXT print heads.</p>	<ul style="list-style-type: none">• Stroke Length: Max 15mm• Dimensions: 95 x 35 x 34mm
Image / Diagram	
	


Encoder Kit

Product	Technical Data
<p>G50i Encoder Kit - EPT078583</p> <p>Description: Encoder kit wired for use with G50i.</p>	<ul style="list-style-type: none">• Including bracket and cable

Image/ Diagram



Photocell Kit

Product	Technical Data
<p>G50i Photocell Kit - EPT078584</p> <p>Description: External photocell sensor for remote product detect, wired for use with G50i.</p>	<ul style="list-style-type: none">• Including bracket and cable
Image/ Diagram	
 The image displays the components of the G50i Photocell Kit. On the left is a clear plastic bag containing a metal mounting bracket and a small screwdriver. To the right is a black cable with a grey multi-pin connector on one end and a black photocell sensor on the other. The sensor has a green label with the part number 'EPT078584' and a red indicator light.	


Alarm Beacon Kit

Product	Technical Data
<p>G50i Alarm Beacon Kit - EPT078585</p> <p>Description: 3 colour alarm beacon wired for use with G50i.</p>	

Image/ Diagram



Encoder & Photocell Kit

Product	Technical Data
<p>G50i Encoder & Photocell Kit - EPT078586</p> <p>Description: Encoder and external photocell sensor for remote product detect, kit wired for use with G50i.</p>	
Image/ Diagram	
	

Encoder, Sensor & Alarm Beacon Kit

Product	Technical Data
<p>G50i Encoder, Sensor & Alarm Beacon Kit - EPT078587</p> <p>Description: Encoder, external photocell sensor for remote product detect and 3 colour alarm beacon, kit wired for use with G50i.</p>	

Image/ Diagram



G50i Spares

Image	Description	Quantity per kit
	EPT078580 G50i Controller	1
	EPT078581 G50i Print Head, GP	1
	EPT078598 G50i Print Head, EXT	1
	EPT078588 G50i Head Interface Cable	1
	EPT078600 G50i Brick PSU	1

Notes



Domino G-Series G50i Spares & Accessories Catalogue

Domino Printing Sciences pie has a policy of continuous product improvement, the Company therefore reserves the right to modify the specification contained within this document without notice.

© Domino Printing Sciences pie 2025. All rights reserved.



For additional documentation, including other available languages, either scan the QR code, or go to <https://mydomino.domino-printing.com>

Domino UK Limited
Trafalgar Way
Bar Hill
Cambridge CB23 5TU
United Kingdom
Tel: +44 (0)1954 782551
Fax: +44 (0)1954 782874
Email: enquiries@domino-uk.com

Domino Amjet Inc.
1290 Lakeside Drive
Gurnee IL.60031
U.S.A.
Tel: +1 847 244 2501
Fax: +1 847 2441421
Email: solutions@domino-na.com



EPT088002