



Vx-Series Consumables

When having a clear code on your flexible packaging matters

Not all thermal transfer overprinting (TTO) ribbons and printheads are the same. By using genuine Domino consumables you can be sure that you get the most from your coding equipment – with no compromise on quality and no costly surprises.



Domino. Do more.

When reduced downtime matters

Domino ribbons have been engineered and manufactured to deliver optimum performance with our printers, ensuring you get consistently good prints on every pack and optimized running costs.

- ◆ The strong construction of Domino ribbons minimizes downtime from ribbon breakage.
- ◆ The advanced, low-friction back coating helps to reduce wear and static build up, allowing your printheads to print for longer.
- ◆ The core has been optimized for our printers to ensure that ribbon replacement is as quick and easy as possible.



Secure peace of mind

Our TTO ribbons are produced under ISO9001, ISO14001, and OHSAS 18001 process certification, and are fully compliant with REACH, RoHS, and WEEE regulations; further certifications and regulatory statements can be provided upon request.



◆ Good ◆◆ Excellent ◆◆◆ Superior

Ribbon type	Description	Domino grade	Heat resistance	Printing speed	Print density	Rub resistance	Colors available
Wax/Resin	General purpose long length	AR	◆	◆◆	◆◆	◆◆	No
Wax/Resin	General purpose	WR1	◆	◆◆◆	◆◆◆	◆	Yes
Wax/Resin	General purpose	WR3	◆◆	◆◆	◆◆	◆◆	Yes
Wax/Resin	General purpose	WR5	◆	◆◆	◆◆	◆	No
Wax/Resin	Rough substrate	WR6	◆◆	◆◆	◆◆	◆◆	No
Resin	General purpose resin	R1	◆◆	◆	◆◆	◆◆◆	Yes
Resin	High temperature resistance	R2	◆◆	◆	◆	◆◆◆	No
Resin	Increased mechanical resistance	R3	◆◆◆	◆	◆	◆◆◆	No
Resin	General purpose resin	R5	◆◆	◆	◆◆	◆◆◆	No

Ribbon types not listed in the printer software can be added using the ribbon addition tool. Please contact your local Domino representative or technician for more information.



When reliability matters

By using only genuine Domino printheads in your printer, you will benefit from consistent, high print performance, while protecting the Domino warranty* of your printer.

- ◆ Our 40km / 6 month printhead warranty* gives you added security in your investment by safeguarding against early life failures.
- ◆ Domino offers both 32 and 53mm printheads to suit your needs.

When a good code matters

By using original Domino thermal printer cleaning wipes for your **Vx-Series** printheads, you can ensure that the equipment has the best conditions for printing good high-resolution machine-readable codes on your products.



When reducing waste & cost matters

Domino's ribbon saving modes can reduce your total ribbon consumption by up to 60% - helping you to save money and time, and contributing to a reduction in your total production line waste.



- ◆ Economy mode
- ◆ Column mode
- ◆ Retraction mode
- ◆ Stop mid print mode

Click or scan to watch video



How to handle, use, and store your ribbons

Thermal transfer ribbons are sensitive to storage conditions and manipulations. Some care must be taken to avoid invisible damage to the ribbon that could affect the print quality or disrupt the print engine. Following the guidance below will help ensure optimal performance of your printing system.



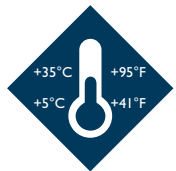
Box handling

Handle your ribbon box with care, rough handling may cause strong shocks between ribbons, resulting in invisible damage that can alter their mechanical behavior in the printer.



Opening the box

Avoid using sharp objects such as box cutters when opening ribbons, even very slight damage to the edge of a ribbon will compromise its use.



Temperature

Storage temperature should be between 41°F (5°C) and 95°F (35°C). High temperatures can cause ink to stick to the film, resulting in missing prints and printhead damage. Ribbons stored below 41°F (5°C) should be left at room temperature for 48 hours before use to avoid issues.





Humidity

Keep the ribbons at a humidity rate between 20% and 80%. Storing ribbons in contact with water, or in a humid environment, can affect the ribbon's mechanical behavior in the printer, leading to downtime.



Sunlight

Avoid exposure to direct sunlight and sources of heat, and keep away from open windows.



Loading ribbons

When loading a ribbon on the shaft, make sure you press on the core rather than on the film. Putting pressure on the ribbon can cause it to progressively unwind and may affect the positioning of the film during printing and stop the printing process.

How to recycle and dispose

Are you unsure of what to do with your used ribbons and associated packaging once you are finished with them? At Domino, we know how important environmental protection and sustainable waste management is to our customers, so we want to make it easy for you to dispose of your used ribbons in the most environmentally friendly way possible.

To help with this we have developed the following table to provide information on the best method of disposal for each component of our ribbons and associated packaging.



Component	 Re-usable	 Recyclable	 Incinerable	 Biodegradable	 Common industrial waste
TT film	-	-	✓	-	✓
Cardboard core	✓ as take-up core	✓ with cardboard 	✓	✓ but better to recycle	✓
Plastic core	✓ as take-up core	✓ with the same type of plastics 	✓	-	✓
Leader	-	-	✓	-	✓
Trailer	-	-	✓	-	✓
Roll packaging film	-	✓ with the same type of plastics 	✓	-	✓
Roll label	-	-	✓	-	✓
Cardboard box	✓	✓ with cardboard 	✓	✓ but better to recycle	✓
Filler	✓ as new filler	✓ with cardboard 	✓	✓ but better to recycle	✓
Strapping bands	-	-	✓	-	✓
Box label	-	-	✓	-	✓
Overpacking box	✓	✓ with cardboard 	✓	✓ but better to recycle	✓
Pallet	✓	✓ 	✓	-	✓
Insert sheet	✓	✓ with cardboard 	✓	✓ but better to recycle	✓
Shrink film	-	✓ with the same type of plastics 	✓	-	✓
Pallet label	-	-	✓	-	✓

These indications are based on our knowledge of European regulations. Common industrial waste is defined in the European, Directive 2008/98/EC. According to the European Waste Catalogue, set by Directive 2000/532/EC, the waste code for thermal transfer ribbons is 20 01 39, corresponding to "municipal plastic wastes and similar commercial, industrial and institutional plastic wastes including separately collected fractions". If the film is not separated from the rest of the roll, the code for the used roll is 20 03 01, corresponding to "mixed municipal wastes". If in doubt, please check your local waste regulations.



TALK TO AN EXPERT

800.444.4512

solutions@domino-na.com

www.domino-na.com/contact